



# Fund Update for the Britannia Retirement Scheme – Moderate Fund

**For the quarter ended 31 December 2019.**

This revised Fund Update was first made publicly available on 24 August 2020. It replaces the Fund Update published on 10 February 2020. The changes made relate to the annual returns, the annual return graph and the investor example.

## WHAT IS THE PURPOSE OF THIS UPDATE?

This document tells you how the Moderate Fund has performed and what fees were charged. The document will help you to compare the fund with other funds. Britannia Financial Services Limited prepared this update in accordance with the Financial Markets Conduct Act 2013. This information is not audited and may be updated.

## DESCRIPTION OF THIS FUND

The Moderate Fund is invested with a greater exposure to income assets, such as cash and fixed interest investments, with some exposure to growth assets, such as Australasian and international equities. The Moderate Fund is designed to achieve returns from a portfolio with a greater proportion of income assets than growth assets.

International equity investments may be hedged against changes in the value of the New Zealand dollar with a permitted hedging range of 0-100%. The long term average hedging objective is 50% for international equities and 75% for Australian equities. The decision as to the level of hedging to apply will be made by Britannia Financial Services Limited on advice from the underlying investment managers, specialist investment advisers and with consideration to the investment outlook and the costs involved in hedging.

---

<b>Total value of the Fund</b>	\$7,545,662
<b>Number of investors</b>	51
<b>Date the Fund started</b>	23 July 2017

---



## WHAT ARE THE RISKS OF INVESTING?

Risk indicator for the Moderate Fund\*



The risk indicator is rated from 1 (low) to 7 (high). The rating reflects how much the value of the fund’s assets goes up and down. A higher risk generally means higher potential returns over time, but more ups and downs along the way.

To help you clarify your own attitude to risk, you can seek financial advice or work out your risk profile at [www.sorted.org.nz/tools/investor-kickstarter](http://www.sorted.org.nz/tools/investor-kickstarter).

Note that even the lowest category does not mean a risk-free investment, and there are other risks that are not captured by this rating.

This risk indicator is not a guarantee of a fund’s future performance. The risk indicator is based on returns data from 1 January 2015 to 31 December 2019. The risk indicator will continue to be updated in future Fund Updates. See the Product Disclosure Statement (PDS) for more information about the risks associated with investing in this fund.

*\* The fund does not have a full 5-year return history as it started on 1 December 2016. To calculate the risk indicator, we used actual returns where available and market index returns for the remainder of the five years to 31 December 2019. The risk indicator may therefore provide a less reliable indicator of the potential future volatility of the fund.*

## HOW HAS THE FUND PERFORMED?

	Past year
<b>Annual return</b> (after deductions for charges and tax)	9.71%
<b>Annual return</b> (after deductions for charges but before tax)	10.62%
<b>Market index annual return</b> (reflects no deductions for charges and tax)	13.64%



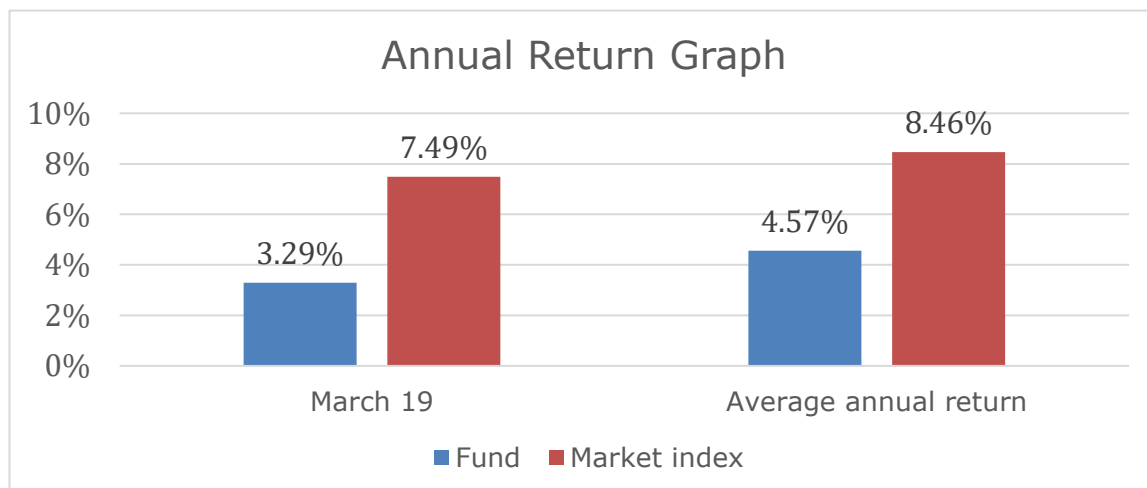
The market indices on which the market index annual return is based are the following:

- S&P/NZX 90 Day Bank Bill Index
- Bloomberg NZ Bond Composite 0+ Yr Index
- Bloomberg Barclays Global Aggregate Bond Index (100% hedged to the NZ dollar)
- S&P/ASX300 Accumulation Index (in NZ dollars)
- S&P/NZX50 gross including imputation credits
- MSCI World ex Australia Accumulation Index (25% hedged)

Additional information about the market indices used in calculating the market index annual return for the fund is available on the offer register.

The benchmark indices are defined in the Statement of Investment Policy and Objectives for the Britannia Retirement Scheme.

### Annual return graph



This shows the return after fund charges and tax for each year ending 31 March since the fund started. The last bar shows the average annual return since the fund started, up to 31 December 2019.

**Important:** This does not tell you how the fund will perform in the future.

Returns in this update are after tax at the highest prescribed investor rate (PIR) of tax for an individual New Zealand resident. Your tax may be lower.

The average annual return of the market index is shown before deductions for fund charges and tax at the highest prescribed investor rate. The average annual return for the fund is shown after deductions for fund charges and tax at the highest prescribed investor rate.



## WHAT FEES ARE INVESTORS CHARGED?

Investors in the Moderate Fund are charged fund charges. In the year to 31 March 2019 these were:

	<b>% of net asset value</b>
<b>Total fund charges</b>	1.5%
Which are made up of –	
<b>Total management &amp; administration charges:</b>	1.5%
Including –	
Manager’s basic fee	0.99%
Other management and administration charges	0.51%
<b>Total performance based fees</b>	0.00%

Investors may also be charged individual action fees for specific actions or decisions (for example, contribution, transfer out, early withdrawal, benefit calculation or overseas exchange of information fees). See the PDS and Other Material Information document for more information about those fees. These documents can be found at [www.companiesoffice.govt.nz/disclose](http://www.companiesoffice.govt.nz/disclose).

Small differences in fees and charges can have a big impact on your investment over the long term.

## EXAMPLE OF HOW THIS APPLIES TO AN INVESTOR?

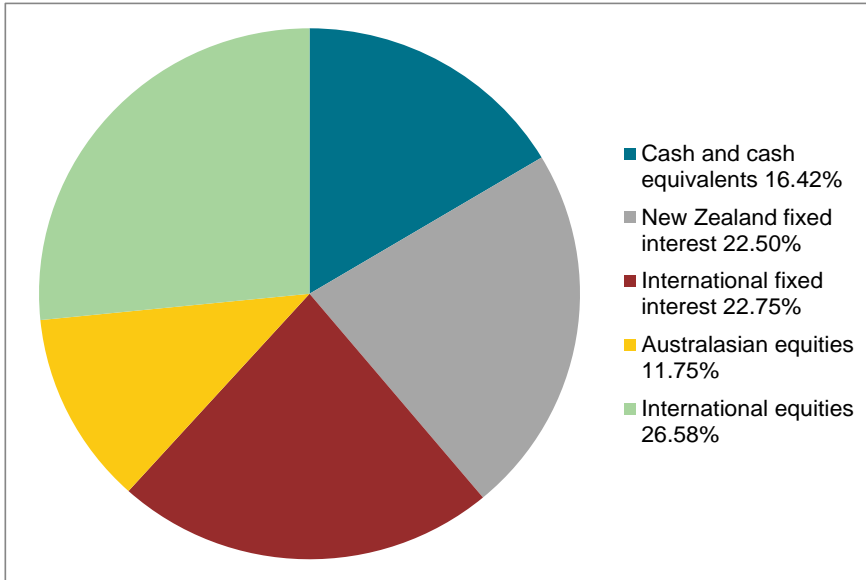
Liz had \$10,000 in the fund at the start of the year and did not make any further contributions. At the end of the year, Liz received a return after fund charges were deducted of \$1,062 (that is 10.62% of her initial \$10,000). Liz also paid \$0 in other charges. This gives Liz a total return after tax of \$971 for the year.



## WHAT DOES THE FUND INVEST IN?

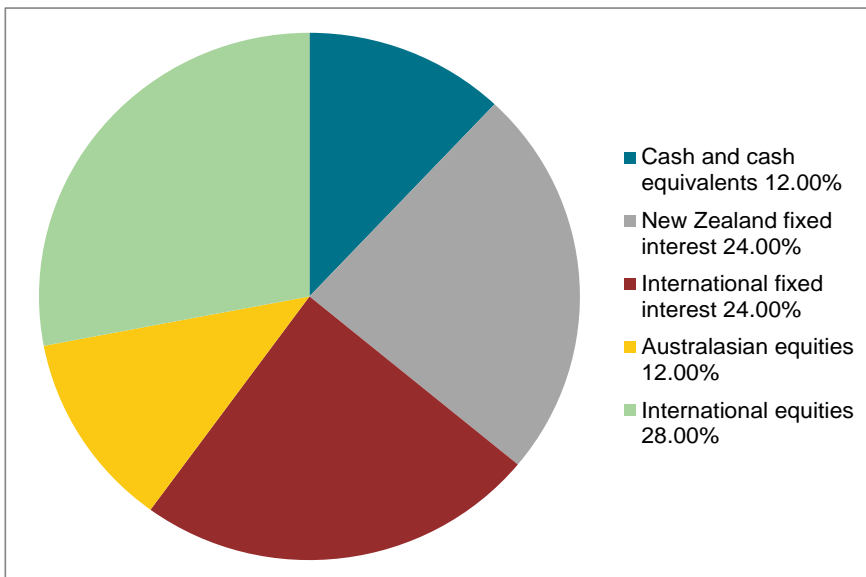
### Actual investment mix

This shows the types of assets that the fund invests in.



### Target investment mix

This shows the mix of assets that the fund generally intends to invest in.





## Top 10 investments

Name	% of fund net assets	Type	Country
Dimensional Five-Year Diversified Fixed Interest Trust	22.75%	International fixed interest	AU
Harbour Asset Management NZ Core Fixed Interest Fund	22.50%	New Zealand fixed interest	NZ
IOOF Profile International Shares	19.70%	International equities	AU
Harbour Enhanced Cash Fund	10.88%	Cash and cash equivalents	NZ
Harbour Asset Management Advanced Beta Fund	8.94%	Australasian equities	NZ
IOOF Wholesale International Core Equities (NZD Hedged)	6.88%	International equities	AU
IOOF Profile Australian Shares	2.81%	Australasian equities	AU
NZD Cash and cash equivalents	5.55%	Cash and cash equivalents	NZ
AUD Cash and cash equivalents	0.00%	Cash and cash equivalents	AU

The Top 10 investments comprise 100% of the net asset value of the fund.

## KEY PERSONNEL

This table shows the 5 people who are directors or employees of the manager, of the investment manager, or of a related body corporate of either of them who have the most impact on investment decisions in relation to the Moderate Fund as at the relevant date.

Name	Current position	Time in current position	Previous other/position	Time in previous/other position
Mark Brown	Head of Fixed Income Portfolio Management at Harbour Asset Management	9 years 0 months	Head of Fixed Interest at National Mutual, AXA, Alliance Bernstein	15 years 8 months
Gregg Dell	General Manager of Wealth Products and General Counsel at Britannia Financial Services Ltd	3 years 10 months	Managing Director at Dell Consulting Ltd	5 years 10 months
Gavin Dixon	Chief Executive Officer and Director at Britannia Financial Services Ltd	4 years 0 months	Chief Executive Officer at Stream Holdings Group	6 months
Dan Farmer	Chief Investment Officer – IOOF Australia	2 years 5 months	Portfolio Equities Australian Equities IOOF	7 years 0 months
Alun Rees-Williams	General Manager Distribution and Director at Britannia Financial Services Ltd	19 years 2 months	Administration Manager at David Milner and Associates	9 years



## FURTHER INFORMATION

You can also obtain this information, the Product Disclosure Statement for the Britannia Retirement Scheme and some additional information from the offer register at **[www.companiesoffice.govt.nz/disclose](http://www.companiesoffice.govt.nz/disclose)**.

## NOTES

The Manager may also charge reasonable auditing and other professional services charges to the fund in the future. Currently the Manager does not charge these fees to the fund, so the fee for these professional services is nil.