



Fund Update for the Britannia Superannuation Scheme 2012 – Moderate Fund

For the year ended 31 March 2020.

This revised Fund Update was first made publicly available on 20 July 2021. It replaces the Fund Update published on 30 June 2020. The changes made relate to return information, the annual return graph, the investor example and the notes.

WHAT IS THE PURPOSE OF THIS UPDATE?

This document tells you how the Moderate Fund has performed and what fees were charged. The document will help you to compare the fund with other funds. Britannia Nominees Limited prepared this update in accordance with the Financial Markets Conduct Act 2013. This information is not audited and may be updated.

DESCRIPTION OF THIS FUND

The objective of this investment option is to generate consistent returns utilising a diversified portfolio, with a slight bias towards defensive or income assets.

Total value of the Fund	\$61,174,293
Number of investors	477
Date the Fund started	25/06/2012



WHAT ARE THE RISKS OF INVESTING?

Risk indicator for the Moderate Fund



The risk indicator is rated from 1 (low) to 7 (high). The rating reflects how much the value of the fund's assets goes up and down. A higher risk generally means higher potential returns over time, but more ups and downs along the way.

To help you clarify your own attitude to risk, you can seek financial advice or work out your risk profile at www.sorted.org.nz/tools/investor-kickstarter.

Note that even the lowest category does not mean a risk-free investment, and there are other risks that are not captured by this rating.

This risk indicator is not a guarantee of a fund's future performance. The risk indicator is based on the returns data for 5 years to 31 March 2020. While risk indicators are usually relatively stable, they do shift from time to time. The risk indicator will continue to be updated in future Fund Updates. See the fund's last Investment Statement for more information about the risks associated with investing in this fund.



HOW HAS THE FUND PERFORMED?

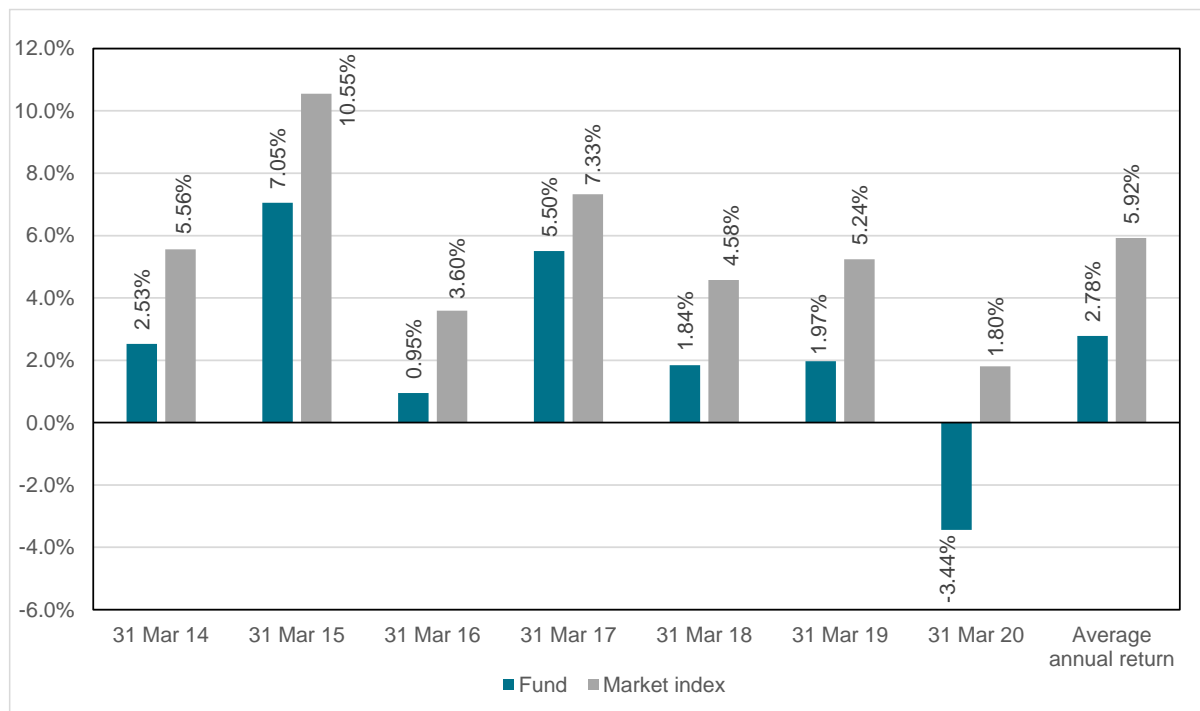
	Average over past 5 years	Past year
Annual return (after deductions for charges and tax)	1.33%	-3.44%
Annual return (after deductions for charges but before tax)	2.06%	-3.18%
Market index annual return (reflects no deductions for charges and tax)	4.49%	1.80%

The market indices on which the market index annual return is based are the following:

- 15% S&P/NZX 30-Day Bank Bills Index
- 45% JPM GBI Global 1-5 Years Hedged Index NZD
- 30% MSCI AC World ex AU (Net)
- 10% S&P/ASX 300 Accumulation Index

The benchmark indices are defined in the Statement of Investment Policy and Objectives for the Britannia Superannuation Scheme 2012 which is available at companiesoffice.govt.nz/disclose.

Annual Return Graph



This shows the return after fund charges and tax for each year ending 31 March since the fund started. The last bar shows the average annual return since the fund started.

Important: This does not tell you how the fund will perform in the future.

Fund Update

Britannia Superannuation Scheme 2012



Returns in this update are after tax at the highest prescribed investor rate (PIR) of tax for an individual New Zealand resident. Your tax may be lower.

WHAT FEES ARE INVESTORS CHARGED?

Investors in the Moderate Fund are charged fund charges. In the year to 31 March 2020 these were¹:

	% of net asset value
Total fund charges	2.23%
Which are made up of –	
Total management & administration charges:	2.23%
Including –	
Manager’s basic fee	0.95%
Other management and administration charges	1.28%
Total performance based fees	0.00%
Other charges	
Contribution Fee	Up to 5% (including GST, if any) of all amounts invested in the Scheme.
Transfer Out Fee	\$750.00

Investors may also be charged individual action fees for specific actions or decisions (for example, a benefit calculation fee). See the fund’s last Investment Statement for more information about those fees. This document can be found at www.britanniafinancial.com.

Small differences in fees and charges can have a big impact on your investment over the long term.

EXAMPLE OF HOW THIS APPLIES TO AN INVESTOR?

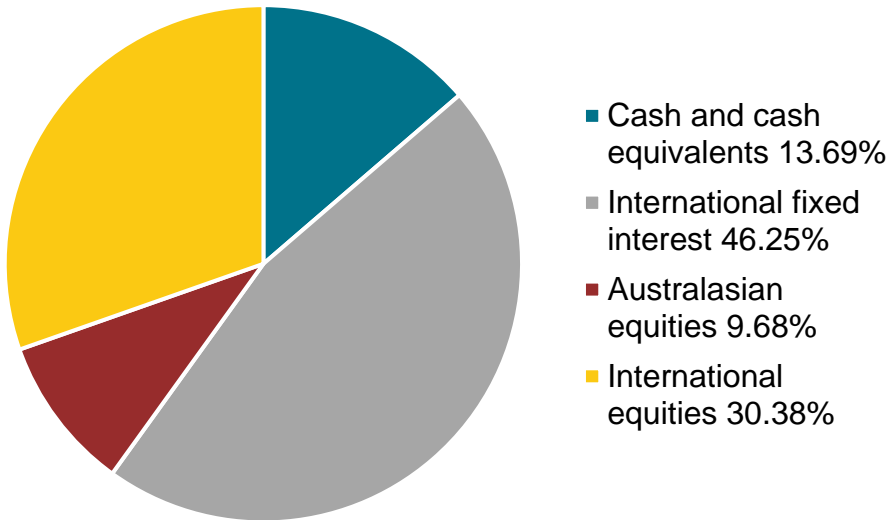
Liz had \$10,000 in the Moderate Fund at the start of the year and did not make any further contributions. At the end of the year, Liz incurred a loss after fund charges but before taxes were deducted of \$318 (that is -3.18% of her initial \$10,000). Liz also paid \$0 in other charges. This gives Liz a total loss after tax of \$344 for the year.



WHAT DOES THE FUND INVEST IN?

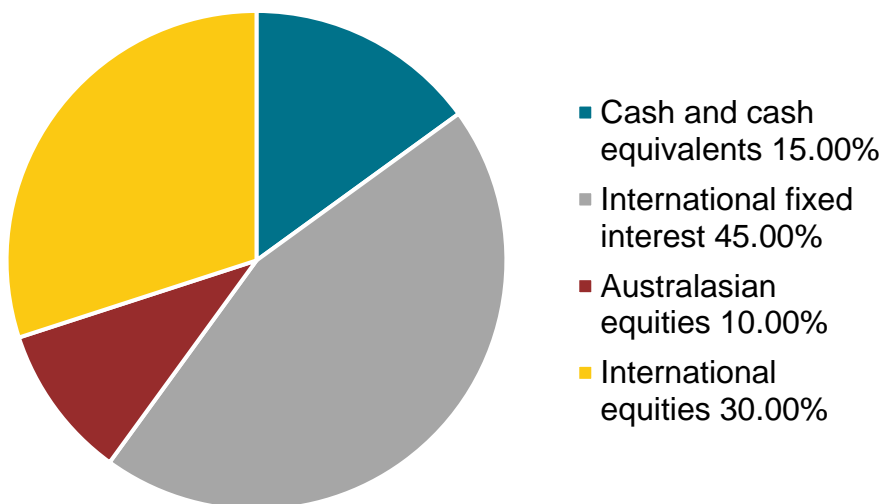
Actual investment mix

This shows the types of assets that the fund invests in.



Target investment mix

This shows the mix of assets that the fund generally intends to invest in.





Top 10 investments

Asset name	% of fund net assets	Type	Country	Credit rating
DFA Australia: Five-year Diversified Fixed Interest Trust NZD Class	46.25%	International fixed interest	AU	
BNZ Cash Account	13.69%	Cash and cash equivalents	NZ	AA-
APPLE INC	0.73%	International equities	US	
MICROSOFT CORP USD0.00005	0.72%	International fixed interest	US	
COMMONWEALTH BANK OF AUSTRALIA	0.65%	Australasian equities	AU	
CSL LIMITED	0.53%	Australasian equities	AU	
BHP GROUP LIMITED ORDINARY FULLY PAID	0.46%	Australasian equities	Au	
AMAZON COM INC	0.43%	International equities	US	
JP MORGAN CHASE & CO	0.33%	International equities	US	
FACEBOOK INC	0.28%	International equities	US	
Total value of top 10 assets	64.07%			

There is currently no currency hedging strategy in place. That strategy may change in future.

KEY PERSONNEL

This table shows the 5 people who are directors or employees of the manager, of the investment manager, or of a related body corporate of either of them who have the most impact on investment decisions in relation to the Moderate Fund as at the relevant date.

Name	Current position	Years	Months	Previous position	Years	Months
Dan Farmer	Chief Investment Officer - IOOF Australia	2	8	Portfolio Equities	7	0
Alun Rees-Williams	General Manager Distribution and Director at Britannia Financial Services Ltd	19	5	Administration Manager at David Milner and Associates	9	0
Gavin Dixon	Chief Executive Officer and Director at Britannia Financial Services Ltd	4	3	Chief Executive Officer at Stream Holdings Group	0	6
Stephen Joss	Licensed Independent Trustee/Director at Britannia Nominees Ltd	3	4	Director of Tierra Landscape Development Ltd	12	3
Gregg Dell*	General Manager of Wealth Products and General Counsel at Britannia Financial Services Ltd	4	1	Managing Director at Dell Consulting Ltd	6	1

* Key Personnel not in prior Fund Update.

FURTHER INFORMATION

You can also obtain some additional information from the scheme register at www.companiesoffice.govt.nz/disclose.

Fund Update

Britannia Superannuation Scheme 2012



NOTES

¹ Total fund charges are exclusive of GST and are made up of the management fee, the underlying fund managers' fees and other administration fees, which are accrued on a daily basis. Total fund charges comprise:

- management fees, which are paid to Britannia for the management of the fund's assets;
- underlying managers' fees and expenses (including any performance fees of their underlying funds), which are estimated and paid to the underlying fund managers for their management services; and
- other administration fees, which include the Administration Manager's fees (for registry, valuation and unit pricing services), and the estimated accounting expenses of the fund.

The Manager may also charge reasonable auditing and other professional services charges to the fund in the future. Currently the Manager does not charge these fees to the fund, so the estimated fee for professional services is nil.